



# Earning Your Stripes

## Tiger Elective



# Note to Parents, Guardians, or other Caring Adult

Occasionally, the requirements ask the Cub Scout to address or present to their den. This can be facilitated by recording your Scout with the use of a smartphone, computer with a camera, or an alternative device. WHEN RECORDING, PLEASE ENSURE THAT YOUR SCOUT IS WORKING WITH AN ADULT TO VERIFY THAT WE ARE USING SAFE INTERNET PROTOCOLS AND PROPER YOUTH PROTECTION GUIDELINES.

Please send or email your videos to your local Den Leader or Cubmaster so they can record your completion on this elective.

You can complete any of the requirements, but this slideshow is designed with preselected activities that would be most suitable to complete at home.

# Online Resources

[Earning Your Stripes Workbook](#)




# Earning Your Stripes Requirements

Complete the following requirements.

1. Show your loyalty to Tiger orange by bringing in and sharing with your den five items that are the color orange.
2. Demonstrate loyalty over the next week at school or in your community. Share at your next den meeting how you were loyal to others.
3. With your parent, guardian, or other caring adult, decide on one new task you can do to help your family, and do it.
4. Talk with your parent, guardian, or other caring adult, or with your den about polite language. Learn how to shake hands and introduce yourself.
5. Play a game with your den. Then discuss how your den played politely.
6. With your den and parent, guardian, or other caring adult, work on a service project for your pack's meeting place or chartered organization

# Earning Your Stripes Requirements

1. Show your loyalty to Tiger orange by bringing in and sharing with your den five items that are the color orange.



# Earning Your Stripes Requirements

2. Demonstrate loyalty over the next week at school or in your community. Share at your next den meeting how you were loyal to others.

What can you do to show your loyalty to your family?

Demonstrate your loyalty for a week.



# Earning Your Stripes Requirements

3. With your parent, guardian, or other caring adult, decide on one new task you can do to help your family, and do it.


What is something new that you can start doing to help your family?

- Take out the trash
- Put dirty dishes in the kitchen
- etc.



# Earning Your Stripes Requirements


4. Talk with your parent, guardian, or other caring adult, or with your den about polite language. Learn how to shake hands and introduce yourself.





# Earning Your Stripes Requirements

5. Play a game with  
your den. Then  
discuss how your den  
played politely.



# Earning Your Stripes Requirements

6. With your den and parent, guardian, or other caring adult, work on a service project for your pack's meeting place or chartered organization.

What kind of service project could you do for your pack's meeting place?

Complete the service project.

