



Forensics

Bear Elective



Note to Parents, Guardians, or other Caring Adult

Occasionally, the requirements ask the Cub Scout to address or present to their den. This can be facilitated by recording your Scout with the use of a smartphone, computer with a camera, or an alternative device. WHEN RECORDING, PLEASE ENSURE THAT YOUR SCOUT IS WORKING WITH AN ADULT TO VERIFY THAT WE ARE USING SAFE INTERNET PROTOCOLS AND PROPER YOUTH PROTECTION GUIDELINES.

Please send or email your videos to your local Den Leader or Cubmaster so they can record your completion on this elective.

You can complete any of the requirements, but this slideshow is designed with preselected activities that would be most suitable to complete at home.

Online Resources

[Forensics Workbook](#)



Forensics Requirements

Complete all of the following.

1. Talk with your family or den about forensics and how it is used to help solve crimes.

2. Take your fingerprints and learn how to analyze them.

3. Complete one of the following:

A. Learn about chromatography and how it is used in solving crimes. Do an investigation using different types of black, felt-tip markers. Share your results with your den.

B. Do an analysis of four different substances: salt, sugar, baking soda, and cornstarch.

4. Complete one of the following:

A. Visit the sheriff's office or police station in your town. Find out how officers collect evidence.*

B. Learn about the different jobs available in forensic science. Choose two, and find out what is required to work in those jobs. Share what you learn with your den.

C. Learn how animals are used to gather important evidence. Talk about your findings with your den.

* Note that this may be done during the same visit as "Paws for Action" requirement 3A.

Forensics Requirements

1. Talk with your family or den about forensics and how it is used to help solve crimes.



Watch the clip. With an adult, discuss forensics and how it is used to help solve crimes.



Forensics Requirements


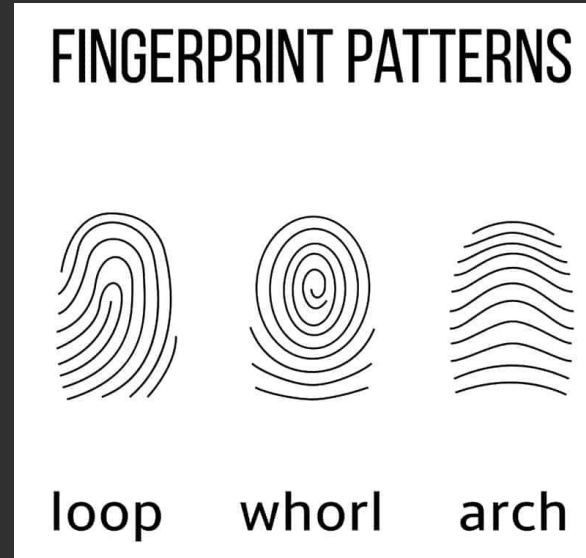
2. Take your fingerprints and learn how to analyze them.

Check out the link to take your fingerprint at home.

[Be a Fingerprint Detective](#)

Helpful link to analyze fingerprints.

[NSTA: What Type of Fingerprint Are You?](#)




Forensics

Requirements

3B. Do an analysis of four different substances: salt, sugar, baking soda, and cornstarch.

With an adult, find four different substances that you can leave a fingerprint in.

- Foundation powder
- Flour
- Salt
- Sugar
- Pancake Mix
- Dirt
- Sawdust
- Dust



Record: Which substance left your fingerprint the most visible?

Forensics Requirements

4B. Learn about the different jobs available in forensic science.

Choose two, and find out what is required to work in those jobs.

Share what you learn with your den.

Research: [Types of Forensic Careers](#)

Choose two careers in forensics.

- What is required to work those jobs?

Record your findings.

