



Germs Alive!

Wolf Elective



Note to Parents, Guardians, or other Caring Adult

Occasionally, the requirements ask the Cub Scout to address or present to their den. This can be facilitated by recording your Scout with the use of a smartphone, computer with a camera, or an alternative device. WHEN RECORDING, PLEASE ENSURE THAT YOUR SCOUT IS WORKING WITH AN ADULT TO VERIFY THAT WE ARE USING SAFE INTERNET PROTOCOLS AND PROPER YOUTH PROTECTION GUIDELINES.

Please send or email your videos to your local Den Leader or Cubmaster so they can record your completion on this elective.

You can complete any of the requirements, but this slideshow is designed with preselected activities that would be most suitable to complete at home.

Online Resource

[Germs Alive! Workbook](#)



Germs Alive! Requirements

Complete at least five of the following Requirements

1. Wash your hands while singing the "Happy Birthday" song

2. Play Germ Magnet with your den or your family. Wash your hands afterward.

3. Conduct the sneeze demonstration.

4. Conduct the mucus demonstration with your den or family.

5. Grow a mold culture. At a den or pack meeting, show what formed.

6. Make a clean room chart, and do your chores for at least one week.

Germs Alive! Requirements

1. Wash your hands while singing the "Happy Birthday" song

Germ Song

Sing to the tune of Happy Birthday

No dirty paws for me,

No dirty paws for me,

A Wolf Scout is clean,

No dirty paws for me.

Clean paws keep me strong,

Clean paws keep me strong,

A Wolf Scout is smart,

Clean paws keep me strong!

[Hand Washing for Kids clip](#)

[Wash Your Hands clip](#)

Practice washing your hands with your parent, guardian, or a caring adult.


Also, talk about why and when you need to wash your hands.



Germs Alive!

Requirements

3. Conduct the sneeze demonstration.



[Cub Scout Sneeze Demonstration](#)

[Sneeze Experiment](#)

Complete a sneeze demonstration with your parent, guardian, or caring adult. A simple demonstration will fulfil this requirement.



Germs Alive!

Requirements

4. Conduct the mucus demonstration with your den or family.

With a parent, guardian, or caring adult create slime. You can purchase from a store or make some at home.

[Slime Recipes](#)

Conduct a mucus demonstration with the slime.



Germs Alive!

Requirements

5. Grow a mold culture. At a den or pack meeting, show what formed.



[How to Make Mold Grow on Bread](#)

Follow the directions. Record your observations. Take a before and after photos of the bread to submit to your den leader.










Germs Alive! Requirements

6. Make a clean room chart,
and do your chores for at
least one week.

Clean Room Chart

'sCHORECHART

	MON	TUES	WED	THURS	FRI	SAT	SUN
 make bed							
 wash face/take bath							
 get dressed							
 feed pet							
 brush teeth							
 set table							
 pick up toys							

Copyright © 2014 Living Spending Less Inc.® www.LivingWellSpendingLess.com

